


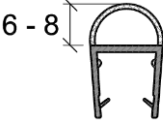

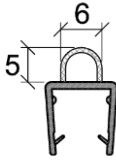

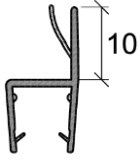

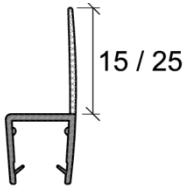

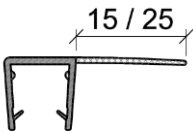

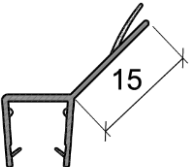
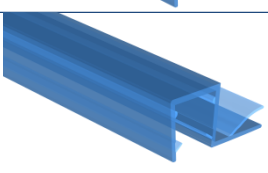

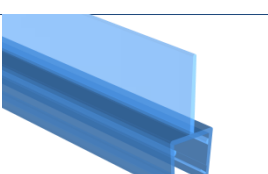
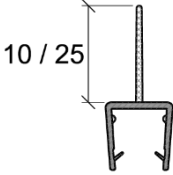

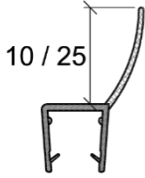
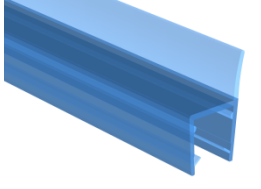
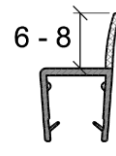

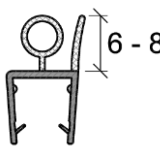

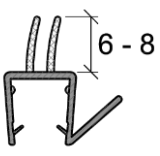



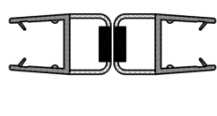

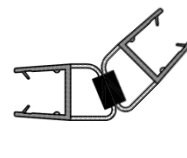

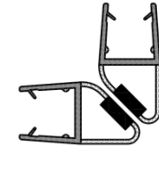


VINYL CLIP SEALS

FOR GLASS DOOR PANELS

<p>AF</p> <ul style="list-style-type: none"> • For 10mm, 12mm, 13.52mm and 15mm glass thickness • Glass edge protector 		
<p>AB</p> <ul style="list-style-type: none"> • For 8mm, 10mm and 12mm glass thickness 		
<p>AD</p> <ul style="list-style-type: none"> • For 8mm, 10mm, 12mm, 13.52mm and 15mm glass thickness 		
<p>OW</p> <ul style="list-style-type: none"> • For 8mm and 10mm glass thickness 		
<p>WS</p> <ul style="list-style-type: none"> • For 8mm, 10mm and 12mm glass thickness • Fin length 15mm and 25mm 		
<p>SD</p> <ul style="list-style-type: none"> • For 8mm, 10mm, 12mm and 15mm glass thickness • Fin length 15mm and 25mm 		
<p>OS</p> <ul style="list-style-type: none"> • For 8mm and 10mm glass thickness • Fin length 15mm 		
<p>AS</p> <ul style="list-style-type: none"> • For 8mm and 10mm glass thickness 		
<p>BS</p> <ul style="list-style-type: none"> • For 8mm, 10mm and 12mm glass thickness • Fin length 10mm, 15mm and 25mm 		

<p style="text-align: center;">DW</p> <ul style="list-style-type: none"> • For 8mm and 10mm glass thickness 		 <p>10 / 25</p>
<p style="text-align: center;">SS</p> <ul style="list-style-type: none"> • For 8mm and 10mm glass thickness 		 <p>6 - 8</p>
<p style="text-align: center;">DO</p> <ul style="list-style-type: none"> • For 8mm and 10mm glass thickness 		 <p>6 - 8</p>
<p style="text-align: center;">DS</p> <ul style="list-style-type: none"> • For 8mm and 10mm glass thickness 		 <p>6 - 8</p>
<p style="text-align: center;">HS</p> <ul style="list-style-type: none"> • For 12mm glass thickness 		
<p style="text-align: center;">PMB</p> <ul style="list-style-type: none"> • For 8mm and 10mm glass thickness • White magnetic profile • 2200mm length 		
<p style="text-align: center;">PMS</p> <ul style="list-style-type: none"> • For 8mm and 10mm glass thickness • White magnetic profile • 2200mm length 		
<p style="text-align: center;">PMF</p> <ul style="list-style-type: none"> • For 8mm and 10mm glass thickness • White magnetic profile • 2200mm length 		

APPLICATIONS

- Available in different standard length:
 - 2.2m
 - 2.7m
 - 3.0m

SPECIFICATION CODE:

- 08 – 8mm glass thickness
- 10 – 10mm glass thickness
- 12 – 12mm glass thickness
- 13.52 – 13.52mm glass thickness
- 15 – 15mm glass thickness

REMARKS

- The availability for various glass thickness are subjected to quantity production and moulds. Kindly verify on ex-stock basis.

Due to the company's policy of continuous product development and enhancement, the specifications and details contained in this brochure are subject to alteration without prior notice.

The dimensions, details, specifications and statements made herein or by our representatives arising out of any enquiries are given for information purposes only. They are not intended to have any legal effect and the company will not be bound thereby. The company will only accept obligations which are expressly negotiated for, and agreed and incorporated into written agreements made specifically with its respective customers.


RELATED PRODUCTS



Shower Hinges - Emery Series



Crossbar Connectors - Caprice Series



Shower Connectors - Deane Series